

New Look System

**Solution for
renovating
pools**

by  **ROSA
GRES**





Quick renovation with a minimum of building work

And the advantages of having the many pool and terrace design options offered by **Rosa Gres**.




Two edge formats with a width of 50 cm

The perfect size for simple and effective edge replacement in most old pools.



Non-slip, safe, durable and comfortable

EN 16155 Annex A (DIN 51130)	R11
EN 16165 Annex B (DIN 51097)	Class C
EN 16165 Annex C	Class 3





**Pieces with
glazing on
3 sides**

100%

**High-quality
porcelain
stoneware**

The lifetime of
porcelain stoneware
exceeds
50 years



**The secret
to renovating
your pool
and making it
last a lifetime**



**The properties
of porcelain
stoneware**



VERSATILE AND DECORATIVE



WATERPROOF



EXTREME DURABILITY



WEATHER-RESISTANT



ACID-RESISTANT



EXTREMELY HYGIENIC



DOES NOT STAIN



EASY TO CLEAN



DOES NOT AGE

ROSA GRES & FIXCER POOL RENOVATION




zero
problems
pools



1 RAISING THE BOTTOM OF THE POOL AND ELIMINATING THE CURVED AREA

- The curved structure is eliminated.
- The bottom of the pool is filled. This 5 x 10 m pool is reduced from a maximum depth of 2.40 m to 1.40 m.
- By reducing the depth, eliminating the curve and adding a platform, stairs, bench and waterbed to the pool, a water saving of almost 40% is achieved. In this case, a saving of 30,000 liters.




2 PREPARING THE SURFACE FOR THE INSTALLATION OF NEW PORCELAIN STONEWARE WITHOUT REMOVING THE OLD MOSAIC TILES.

Thanks to the **FIXMAX S2 GEL** solution + the **NET MORTER** mesh by **FIXCER**, it is possible to lay the new ceramic tiles without removing the old mosaics.



3 CEMENTITIOUS WATERPROOFING

The tank and walls of the pool are waterproofed with **HIDROELASTIC**, the highly elastic solution by **FIXCER**.



4 BONDING THE CERAMIC TILES AND EPOXY GROUTING


- Bonding the porcelain stoneware tiles with **TECNCOL GEL** tile adhesive by **FIXCER**.



- Grouting the pieces with **CERPOXI** anti-acid grout by **FIXCER**, ideal for pools with saline chlorination.



SELECTION OF THE SPECIAL PIECES USED TO OBTAIN THE PERFECT POOL FINISH



During the renovation of the pool, an automatic drip irrigation system was installed to reduce water consumption.

Renovated project




EDGE AND POOL DECK

Pietro Golden

POOL TANK

Serena Mix

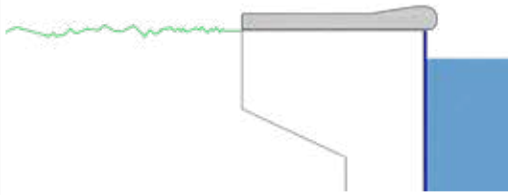


BR9

ER9





BEFORE



OLD POOL

Edge: 50-cm-wide reconstructed stone pieces
Tank: Vitreous blue mosaic

AFTER



RENOVATED POOL

Edge: **BR9 + ER9**. Color: **Pietro White**
Tank: **Ref. 316, 31 x 62,6 cm + Steps L62**. Color: **Pietro White**



Renovated project



EDGE AND POOL TANK

Pietro White



ER9

L62

Ref. 316

BR9




BEFORE



OLD POOL

Edge: 50-cm-wide reconstructed stone pieces
Tank: Vitreous blue mosaic

AFTER



RENOVATED POOL

Edge: **BR9 + ER9**. Color: **Pietro Golden**
Terrace: **Ref. 50M, 48,8 x 97,9 cm**. Color: **Pietro Golden**
Tank: **Ref. 316, 31 x 62,6 cm + Steps L62**. Color: **Pietro Golden**



Renovated project



EDGE, POOL DECK,
TERRACE AND POOL TANK

Pietro Golden



ER9


31 x 62,6

BR9

48,8 x 97,9


L62

Edge tiles



BR6
62,6 x 50 x 2,6

ER6
62,6 x 62,6 x 50 x 2,6



BR9
97,9 x 50 x 2,6

ER9
97,9 x 97,9 x 50 x 2,6


Pieces for curved tank and wall finishes



- Available in all collections except Alma and Stela
- Material is not mesh mounted



056
62,6 x 5 x 0,9




E56
5 x 4,3 x 0,9


Other options



Infinity Pool
Channel wall 50 cm wide.



Steps
Stairs without cutting the pieces.



Divider Wall
To create different areas in a pool.

New Look System Colors



Iconic white



Mythos Dune



Pietro White



Pietro Golden



Pietro Grey



Pietro Dark



BR9



BR9



BR9



BR9



BR9



BR9



BR6



BR6



BR6



BR6



BR6



BR6



Alma Forest



Serena Ocra



Mystery White



Mystery Grey



Mystery Blue Stone



BR9



BR6



BR9



BR9



BR9



BR6



BR6



BR6



Rosa Gres, SLU

Central office

Ctra. Sant Cugat, km. 3
08290 Cerdanyola, Barcelona, Spain
Tel. + 34 93 586 30 60
Ventas: + 34 93 586 37 00
Export Sales: + 34 93 586 37 02
info@rosagres.com
www.rosagres.com

Factory

Pol. Ind. Mas Vell
Ramón Sugrañes, 1
43144 Vallmoll, Tarragona, Spain

Rosa Gres France, SARL

64140 Lons, France
Tel. + 00 33 411 92 00 30
contact@rosagres.com
administration@rosagres.com
www.rosagres.com/fr

